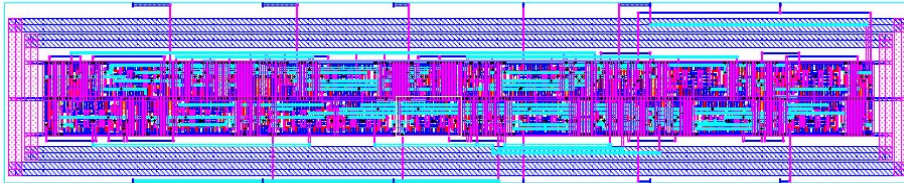


CS/ECE 5710/6710 Digital VLSI Design

VLSI Sketchbooks



VLSI Sketchbook

- ◆ I encourage you to try a sketchbook!
 - It should be at least 5x8"
 - It should be plain, unlined paper
 - Ideally it should be “nice” drawing/sketching paper
 - It doesn't have to cost very much
- ◆ Also colored pencils
 - These don't need to be fancy, but you'll need at least a few colors

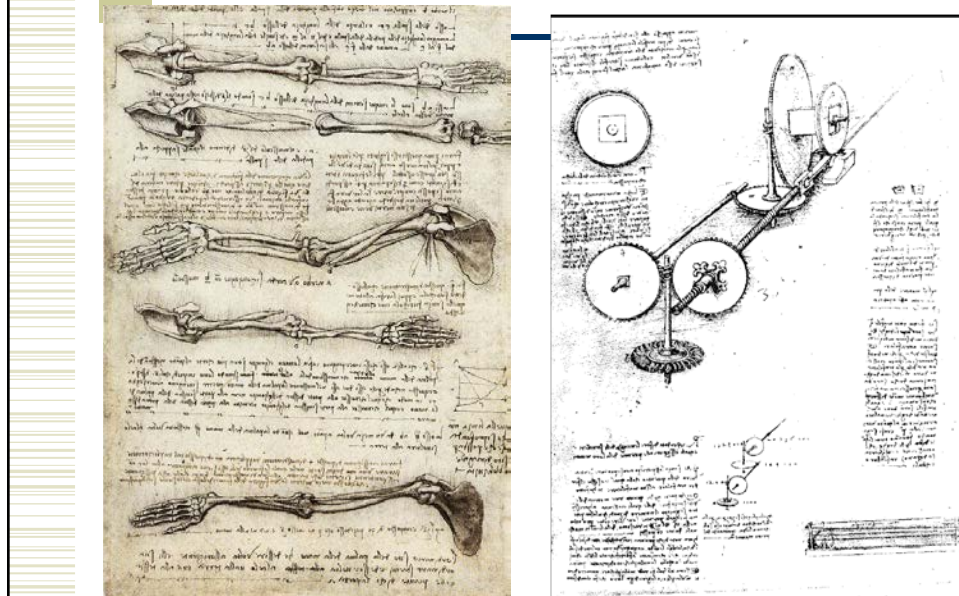
VLSI Sketchbook

- ♦ What types of things go in a sketchbook?
 - Sketches!
 - That means ideas, thoughts, things you see that you find interesting, things you see that remind you of engineering issues, random patterns, etc.
 - Some of my suggestions will seem unrelated
 - i.e. to look at artists' work that is “chip-like” and draw some examples of similar images
 - These are designed to get you thinking, and to loosen up your drawing/sketching skills

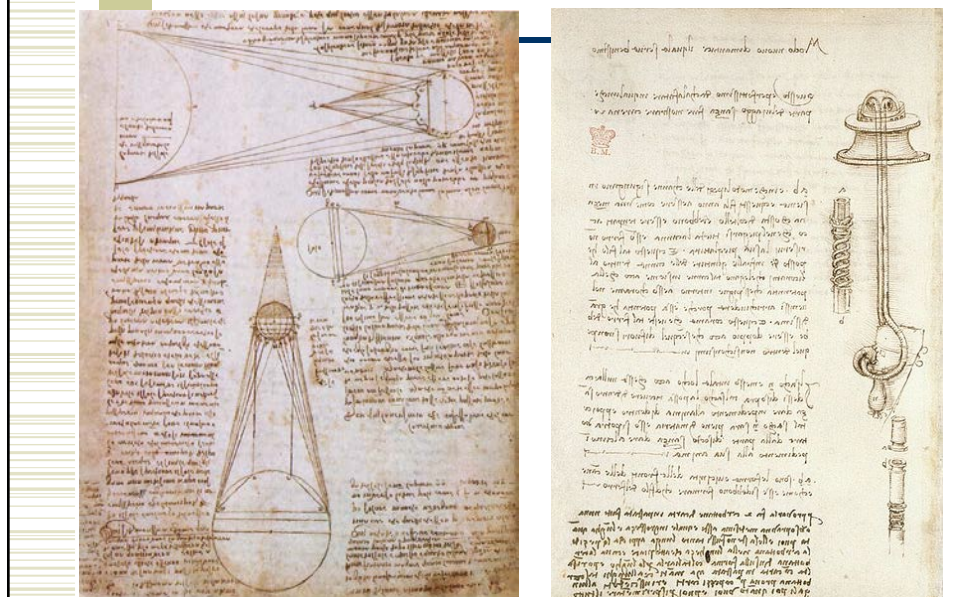
Sketchbook Examples



Leonardo



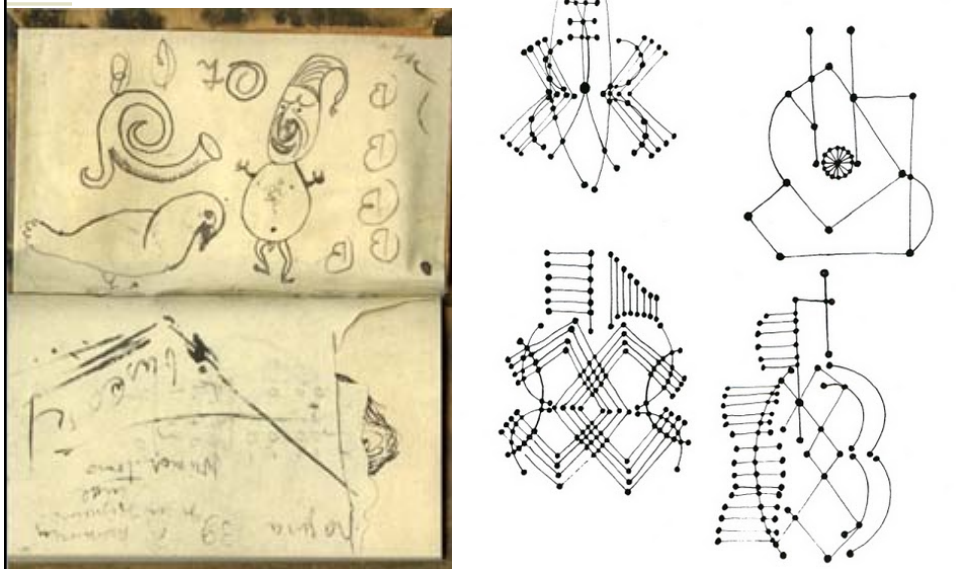
Leonardo



Picasso



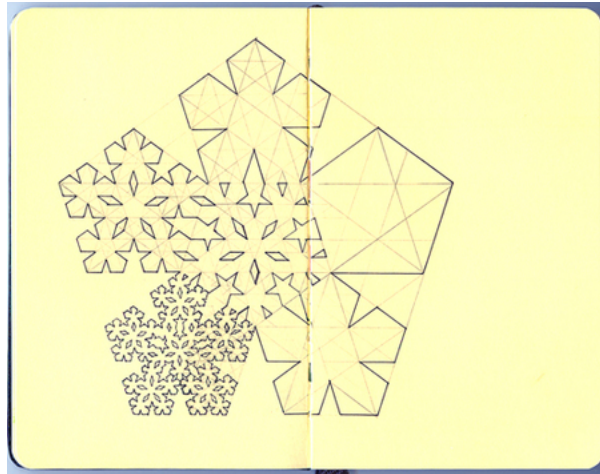
Picasso




Delacroix



sketchingspirit.typepad.com



sketchingspirit.typepad.com



[illegible]

Lewis and Clark

about 10 miles above us by means of shooting or scappling only. on this page there is a drawing of the fish as large as life; it is as perfect as I have made it with my pen and with some of the fish. the rays of the fins are barbed but not sharp. the somewhat pointed. the smaller fin on the back next to the tail has no rays of bone being a cartilaginous peltate. to the fifth bone each. there of the eight each, there are 20 to a knot of the back. the fins are of is of a bluish grey. the lower part of the back the sides the second of the pectoral a silver and the

the fins are silver and above the of the pectoral half found in fact has silver rays, are a subtle silver. the bar backing extend and that of part of the sides and belly are white. no spots may just bones of the gills are aged is of a bluish each, and a light grey color, marginable of the eye is black and the iris of white. the under jaw exceeds the upper the mouth opens to great extent, filling that of the herring; it has no teeth the abdomen is obtuse and smooth, in the differing from the herring, and, in showing up the Malacocephalus genus a deep


This is a drawing of the same fish I made before, and long before the above. probably larger. It is black but with a broad silver line of yellow and the iris of a silver white, with a dark brownish yellow and a little blackening its back with a yellowish brown the border of the fins may be seen from the drawing. the animals in proportion to the fish, the fins are longer but not barbed except the back and anal which are a little to the fin and broader ones. barbed. those of the anal the back fin the tail alone has but in a tough flesh comes with small barbed scales below. the back is much smaller, but the belly is long. fins with

the fins are silver and above the of the pectoral half found in fact has silver rays, are a subtle silver. the bar backing extend and that of part of the sides and belly are white. no spots may just bones of the gills are aged is of a bluish each, and a light grey color, marginable of the eye is black and the iris of white. the under jaw exceeds the upper the mouth opens to great extent, filling that of the herring; it has no teeth the abdomen is obtuse and smooth, in the differing from the herring, and, in showing up the Malacocephalus genus a deep


Lewis and Clark



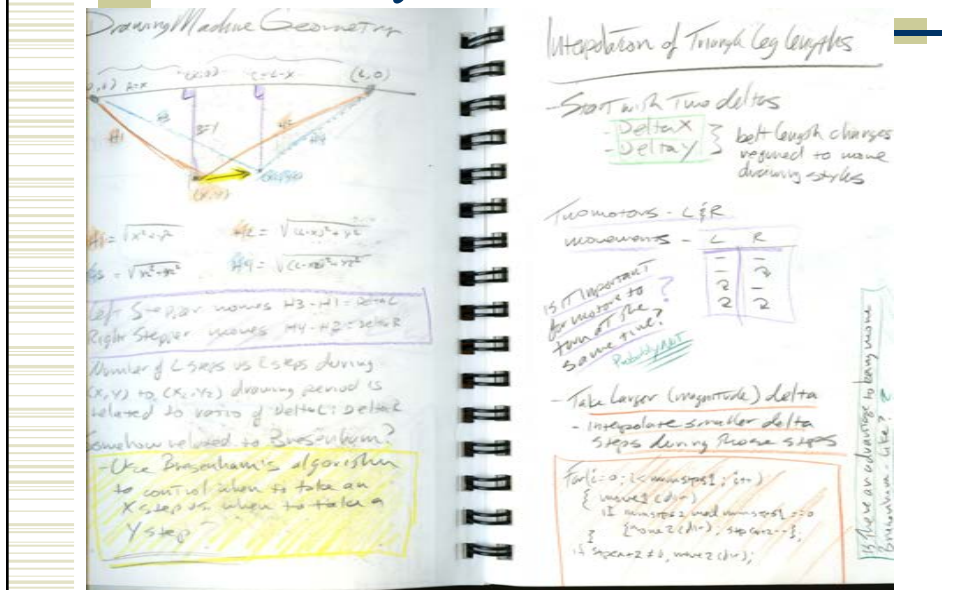
Patterns and Shapes



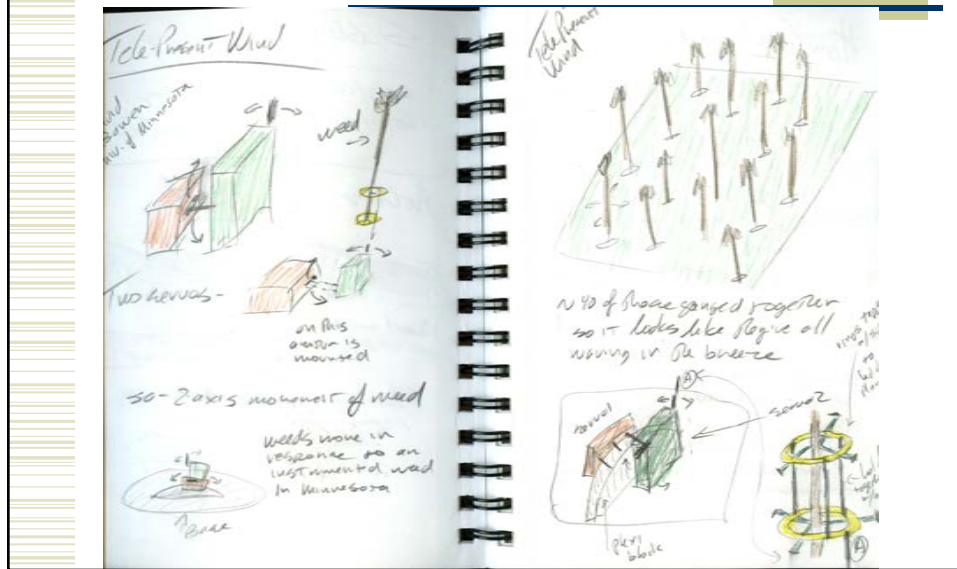
Patterns and Shapes




My Sketchbooks



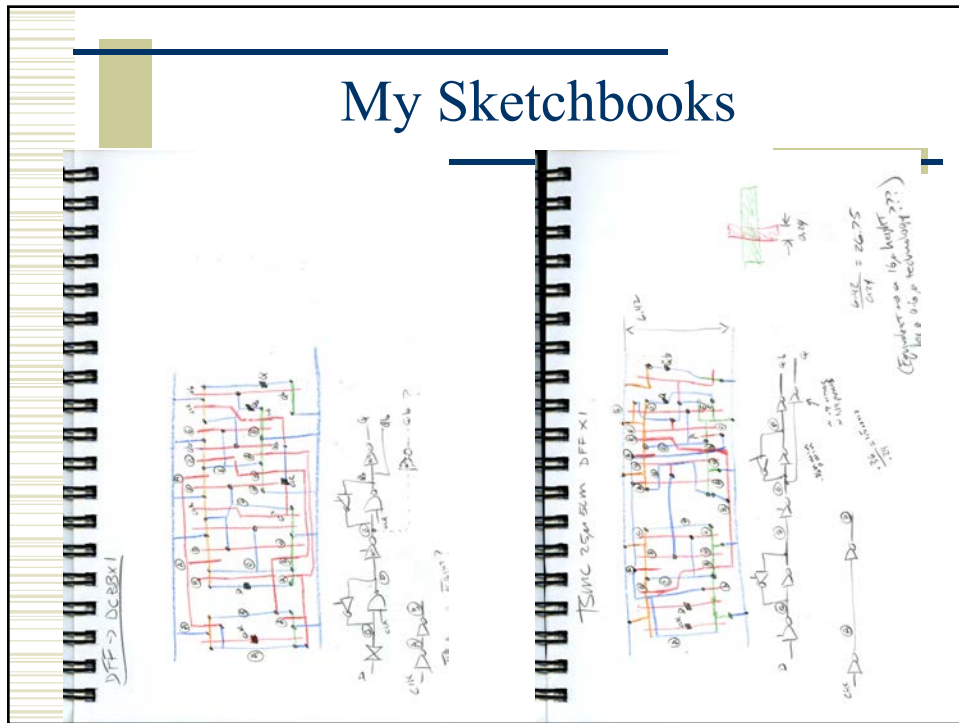
My Sketchbooks



My Sketchbooks



My Sketchbooks



Successful Sketchbooks

- ♦ Visual diaries
 - They should store personal responses including thoughts, ideas, and experiences
- ♦ Personal and unique
 - A collection of knowledge, thoughts, inspirations, that no one else has
- ♦ Near at all times
 - so ideas can be jotted down and drawings made whenever the situation allows

From a book on art education – I'll cite it as soon as I find it again...

Successful Sketchbooks

- ♦ Explore a variety of media
 - visual notes with written comments, drawings, work from direct observation and secondary sources
- ♦ Be inventive and experimental with media
 - Try out things you haven't used before
- ♦ Sketchbooks do not have to be neat or perfect
 - But they need to be legible and interesting to look at

From a book on art education – I'll cite it as soon as I find it again...

Sketchbook Gallery

- ♦ I've put some examples of sketchbooks in a gallery on the old class web site
 - <http://www.eng.utah.edu/~cs6710/Sketchbooks/sketchbooks.html>
 - Lots of other examples – we'll look at some in future classes